

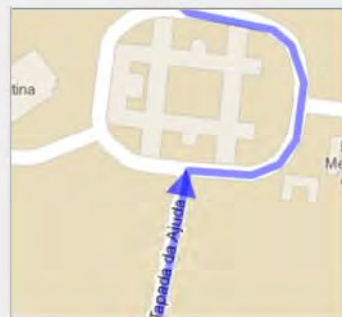
**Directions to CEABN**  
**1 km – aprox. 3 mins by car**



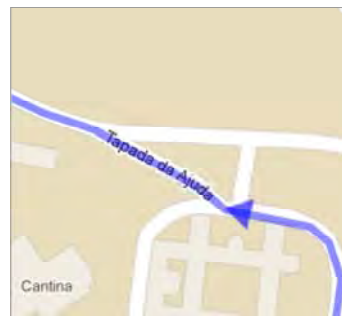
1. Here is the main gate of Tapada da Ajuda. Go up!



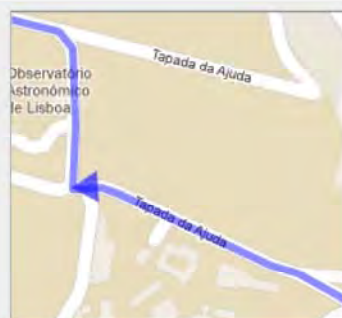
2. At the top, turn right around the building.



3. On the opposite side of the building, turn right and go up.  
There is a green panel showing the way.  
More 400 m to the next direction!



4. After the buildings to the left, turn right.



5. After a straight line, turn left.  
Go up for a few more meters and do not turn right.  
Go on down.  
Pay attention and you'll see the sign for our building.  
Welcome!

